

FORGOTTEN SKY




TABLE OF CONTENTS

4	Installation & System Requirements
6	Controls
8	Playing the Game
10	Story
12	Enemies
14	Tips
15	Credits

SYSTEM REQUIREMENTS

Pentium 4, 2 GHz

512 MB RAM

128 MB Hard Drive space

ATI Radeon 9600, nVidia GeForce
5700 or better

Windows 2000, Windows XP,
Windows Vista

XNA Redistributable 2.0

INSTALLATION


IF YOU DOWNLOADED ...

Navigate to the directory where you downloaded the file and find *ForgottenSkySetup.exe*. Double-click the file to run it and follow the instructions on-screen.

IF YOU HAVE THE CD ...

Insert the CD into your CD drive. It should run automatically, at which point you can just follow the instructions on-screen.

If the CD does not autorun, go to *My Computer*, double-click your CD-ROM drive and run *ForgottenSkySetup.exe*.



CONTROLS

Increase/Decrease
Rope Length



Pause



Walk Left/Right

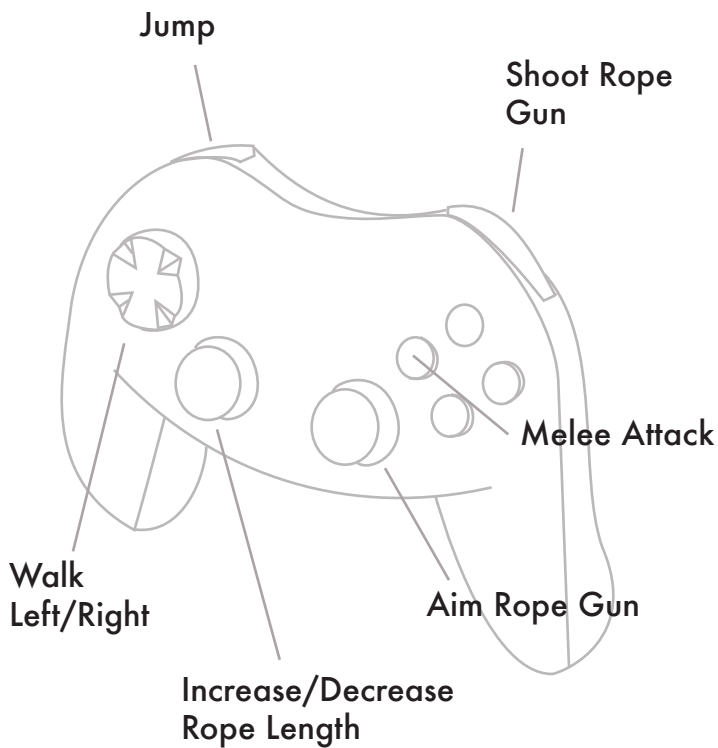


Jump/Release Rope

Melee Attack

Shoot Rope
Gun



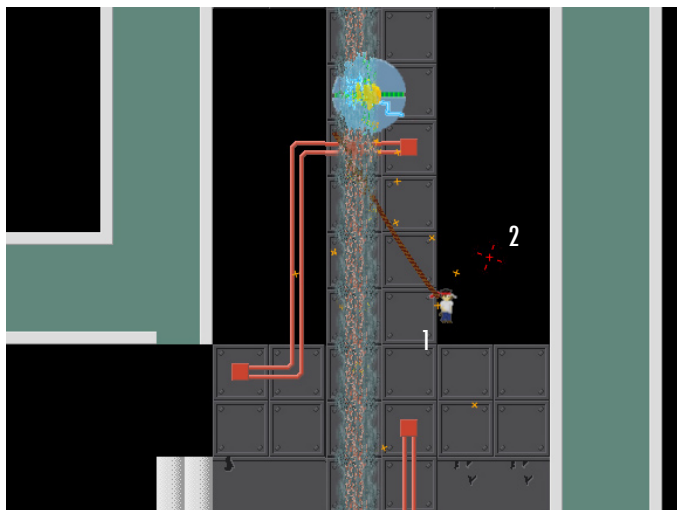


DID YOU KNOW?

The controls are remappable! From the main menu, go to Options and customize to your heart's content.

PLAYING THE GAME

USING THE ROPE GUN



Using his trusty rope gun, you guide Caelum (1) from the confines of humanity's underground shelter to the surface of the Earth.

To use Caelum's rope gun, simply aim the crosshairs (2) and fire (see *Controls p.6*). The rope itself behaves like any old rope in real life – it can swing, bend, and break!

However, the rope can only attach to specific surfaces (and, sometimes, enemies). To tell which surfaces are ropable, simply look at the rope crosshairs – if they are green then the surface you are aiming at is ropable, if they're red then the surface is not ropable.

JOURNALS

Throughout each world, you'll find several journals left by Caelum's brother, Skylar. To read them, simply move over them and the journal contents will appear on the screen.



It's not required that you read the journals, but doing so will fill you in on the story.

PROTIP!

While some journals will be found directly on your path to the surface, others will be hidden throughout the levels, so be sure to explore!

YOUR HOE-KATANA

As a botanist, Caelum became skilled with his hoe by tilling the fields. Now that he faces certain death climbing to the Earth's surface, you must use Caelum's hoe a sort of quasi-katana to fend off enemies. You can use this melee attack to kill enemies, destroy crates in your path, among other things that you will discover throughout the game.



DYING

There are several ways to die, the most obvious being from enemies. However, you can also die from stray explosives or by falling too far.

PROTIP!

Don't die.

STORY

CAELUM

Following in the footsteps of his brother, Caelum was studying to become a botanist until he discovered how his brother left the city. Due to his superior gardening skills, Caelum is very skilled with the rope gun.


Long ago, a catastrophe swept the Earth's surface.

In a desperate attempt at survival, mankind took the only route available and descended deep underground, into the dark bowels of the Earth. With nightmares of the catastrophe close behind, the Earth's survivors continued to burrow deeper and deeper, adapting quickly to their new lives in the shelter of the planet and leaving behind a safeguard to prevent anyone from returning to the Surface. As time passed, the migrations continued until the details of the Surface World faded into a long-forgotten myth and no one dared to venture upwards and combat the security system in place. All that was remembered was to keep descending, every century ...

Caelum's brother has been missing for almost a decade. He is presumed dead by everyone else except for Caelum who has been training with his rope gun that his brother made for him. One day, there is an earthquake in the arboretum and he discovers his first clue.



ENEMIES

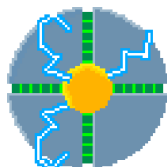


GRINDER

Essentially a circular saw suspended in air. Don't get too close or this thing will chop you up good. For the brave, rope onto a grinder and get ready for a little ride!


ELECTRIC BALL

A floating orb of energy that will shock you if you're unfortunate enough to touch it. Electric balls will be floating and moving around levels, so be on your toes!



TURRET

Turrets are mounted on walls and will shoot various projectiles at you. Some just shoot bullets, but others shoot rockets, so make sure you're outside the blast radius!



COMPACTOR

It is what it looks like – two grinders on wheels. Used in the past to grind up various materials, it now patrols platforms eager to grind up anything in its path. Needless to say, try not to get too close to this thing



SPREAD FUNGUS

A fungal growth that periodically shoots out tiny, but deadly, spores.

TIPS

Don't forget about your melee attack! When you're in a pinch, the hoe-katana might just help you out.

Take advantage of the environment and the enemies. A skilled roper will use their ability to rope onto various objects and enemies to defeat obstacles.

Timing is often more important than accuracy. Granted, a well-placed shot of the rope gun is important, but good timing is critical to avoid enemies and build up momentum.

Don't forget to look at the color of your crosshairs! It's important to know which surfaces are ropable and which are not – you don't want to try to rope onto an unropable surface, only to fall into a pit of grinders!

Crates are often useful to you. If you think you might need a crate, you can always rope onto it and carry it around with you.

Explore! You might just find a few little goodies lying around.

PRO TIP!

Take these tips to heart!

CREDITS

Project Lead Richard Hough

Lead Programmer Don Holden

Programmers Richard Hough
Nick Maxwell
Matt Oliveri

Lead Artist Tina Chou

Artists Don Holden
Mike Sutjipto

Musician Mike Sutjipto

Level Designers Tina Chou
Don Holden
Richard Hough
Nick Maxwell
Matt Oliveri

Playtesters Greg "Lunar Wind" Scott
Josh "_PINK" Dyck
Luke "Rapid Llama" Rinard
Michael "brn4meplz" Johnston



