

save the squidgets!

explore unique worlds

Discover new worlds as you venture deep into the squidget homeland, each with stunning visuals and new challenges.




solve puzzles

Your journey is filled with obstacles. Find creative solutions to overcome these hazards and progress toward your goal.



use the squidgets' powers

Each squidget has a unique ability when thrown. Their powers will help you along your journey.



Squidget Snatcher

Table of Contents

Installation Instructions	3
Story	4
Objectives	5
Controls	6
Catching/Throwing	7
Types of Squidgets	9
Game Interface	11
Puzzle Elements	12
Credits	14



Installation Instructions

System Requirements

Windows XP, Windows Vista, or Windows 7
1 GHz+ processor
512 MB of RAM
50 MB of free disk space
Graphics card that supports DirectX 9.0c and Shader Model 1.1

How to Install

Download the latest version of Squidget Snatcher from
www.sites.google.com/site/squidgetsnatcher.

Right click on the folder SquidgetSnatcher.zip and unzip the files to the desired location. Double click on the installer to run it, and follow the instructions on the screen.



Story



For as long as anyone can remember humans and squidgets have dwelled side-by-side in peace.

However, deep within the squidget homeland, a nefarious presence has taken root, controlling the squidgets' minds and turning them to its evil purpose.


You, armed with nothing but a net, must venture into the wilderness and save the squidgets from certain doom.



Objectives

Catch and throw squidgets

If you come into direct contact with the squidgets or you lose health. The source of the mind control has erased all memory of peace between the human and squidget races. To stay safe, catch squidgets and hurl them through the air with your net.




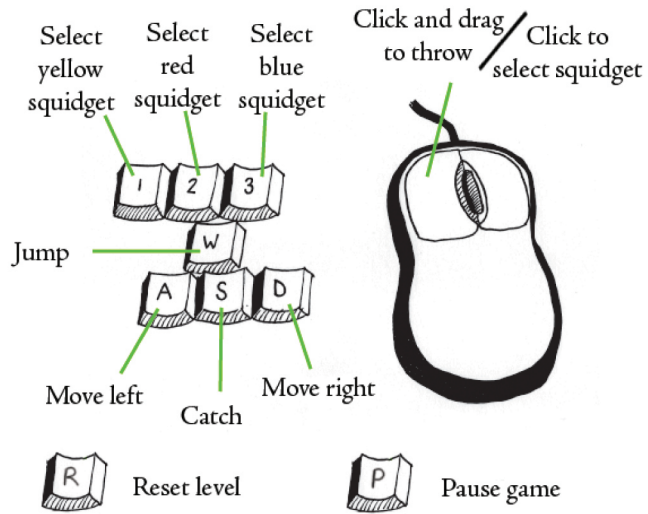
Use squidgets to solve puzzles

Many obstacles block your path. Why not use your straight friends to aid you in your quest? Different colored squidgets can help you to accomplish different tasks. See the section "Types of Squidgets" on page 9 for more information on squidget capabilities.

Manage your inventory

You are only allotted a certain amount of space in your inventory for each type of squidget. Once you have reached the maximum number of squidgets, you cannot carry any more! Use them wisely.


Controls



Catching/Throwing

Catching


Press 'S' on the keyboard to bring your net down over a squidget to catch it. Be careful when catching red squidgets--they tend to bounce away!



Throwing

To throw a squidget, first make sure you have a squidget in your inventory and the squidget you want to throw is selected. You can change the selected squidget by pressing “1”, “2”, or “3” on the keyboard.


To use the mouse to throw, click and hold the left mouse button to begin the throw. Drag the mouse to set the direction and power of the throw. The longer the drag, the more powerful the throw. Release the mouse button to throw your squidget!



Types of Squidgets

Yellow squidgets


Yellow squidgets are the most common type of squidget. When they are thrown, they transform into yellow blocks that can be climbed on, block the paths of other squidgets, and weigh down objects.



Red Squidgets


Red squidgets can be quite tricky to catch, as they are always bouncing! But once you do manage to snag one, you can use them to bounce too.

When you throw a red squidget on the ground, it remains frozen in place for a limited period of time and allows you to bounce on it to reach high platforms.




Blue Squidgets

Blue squidgets are the only squidgets that can survive in water because they float. Toss a blue squidget into the water to create a floating platform, allowing you to cross wide stretches of water.



Game Interface




- | | |
|----------------------|--------------|
| 1. Inventory bar | 4. Squidgets |
| 2. Selected squidget | 5. You |
| 3. Health | 6. Cursor |

Puzzle Elements

Objects in various levels will block your path and prevent you from completing the level, so you must find a way around them.

Buttons

These buttons are weight-sensitive, meaning you need to place something on top of them to weigh them down.




Rock fixtures

These rock fixtures are incredibly massive. There must be some way to tip them over...

Baskets

Sometimes objects are simply too heavy for you to lift, but conveniently, these objects may be tied to baskets. If you can throw enough weight into the basket, you might be able to raise that heavy object.



Credits

Project Leader

Niki Tsahalīs

Lead Programmer

Jordan Toth

Lead Artist

Katie Jarriel

Programmer

Nick McCarthy

Programmer

Kevin Smyth

Musical Contributors

Luke Zhu

Ian Goldin

Michael Dubreuil

Lucio Leone

Notes

