



# Installation

- ✦ Operating System: Windows Vista/7/8
- ✦ RAM: 1GB
- ✦ Disk space: 512MB free
- ✦ Screen resolution: 1280x720
- ✦ Peripherals: Keyboard or Wired Xbox 360 controller
- ✦ Requires installation of DirectX 9.0 and shader model 2.0

# System Requirements

1. Download Ribbons from
2. Run RibbonsInstaller.exe
3. Follow the installer's on-screen Instructions
4. Click Ribbons.exe to play
5. Have fun in the Ribbon Kingdom!

# The Story



The heir to the Ribbon Kingdom, Prince Beau, has gone missing on the day of his coronation. Before the realm turns to chaos, the Prince must be found.

## Meet the Seamstress:

The Seamstress has the power to control the magical ribbons that span the colorful and mystical Ribbon Kingdom. Use her powers to traverse the world and find the lost Prince Beau.



## Traverse the Kingdom:

To find the Prince and save the monarchy, you, as the Seamstress, must solve all puzzles you encounter using only your magical ribbon to reach the exit. The Ribbon Kingdom is fraught with danger, so avoid poisonous Miasma, sharp Spikes and quick shooters or else you will have to try the level again.

The Seamstress can move the ribbon to help complete levels. Move elements on the ribbon to help find a path to victory, or use the ribbon's momentum to propel the Seamstress through the air.

# Puzzle Elements



Platforms are blocks attached to the Ribbon and can be used to move around the level.



Suspended Platforms are also attached to the Ribbon, but can be crossed under.




Miasma is poisonous matter that will cause death upon contact. Avoid by jumping or platforming across pools!




Cannons spit a stream of harmful material. Entering the stream of bullets will result in death.



Telescoping Platforms can extend several times their own size when upside-down, but will revert back to their original size when upright.




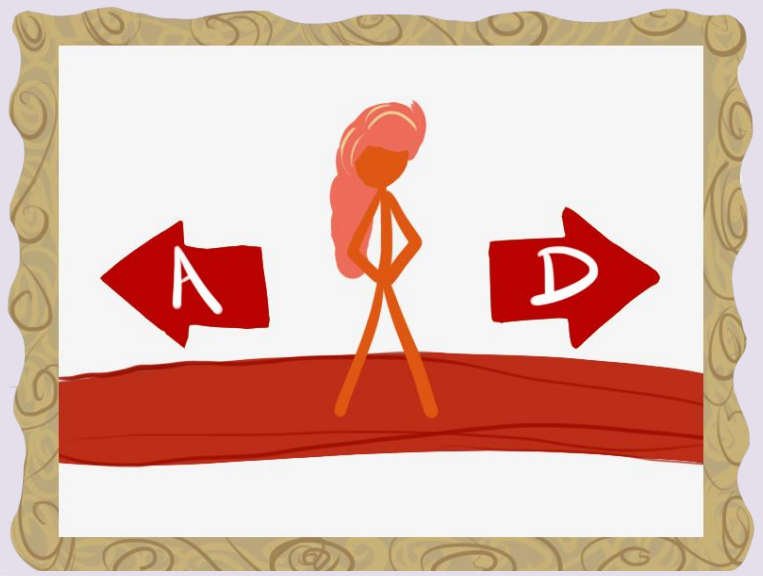

Rotating Platforms spin in the direction the Ribbon moves.



Spikes move up and down in accordance with Ribbon movement. Be careful!



# Gameplay & Controls



# Gameplay: Controls

Control	Keyboard	Xbox Controller
Seamstress Move	Left/Right Arrow	Left Joystick
Seamstress Jump (when on ground)	Up Arrow	A
Ribbon Move	A/D	Left/Right Trigger
Ribbon Flip	S	B
Camera Zoom	Tab	Y
Camera Move (when zoomed out)	I/J/K/L	Right Joystick

*With Love by:*

**CAUTION**



**WET FLOOR  
STUDIOS**

*Kevin Boyle – Programmer*

*Danny Carpenter – Lead Programmer*

*Marisa Gianfortune – Lead Visual Designer*

*Kelvin Jin – Designer and Programmer*

*Evan Long – Programmer*

*William Milne – Project Leader*